


# AIDA ROUND

236

Downlights



BK \*

**AIDA ROUND 10W 3000K**

LED integrated

voltage: 230V

LED 10W 700lm 3000K

**LED**

IP20



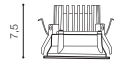
technical specification

installation place inlet opening 9,2cm

beam angle: 100°

COLOUR / NEW INDEX NO.

- WHITE (WH) . . . . . **AZ4218**
- BLACK (BK) . . . . . **AZ4220**



Ø 10



WH \*

**AIDA ROUND 16W 3000K**

LED integrated

voltage: 230V

LED 16W 1300lm 3000K

**LED**

IP20



technical specification

installation place inlet opening 13cm


beam angle: 100°

COLOUR / NEW INDEX NO.

- WHITE (WH) . . . . . **AZ4222**
- BLACK (BK) . . . . . **AZ4224**



Ø 14,5



\* - EXPLANATION SHORTCUT PAGE 2 (E)